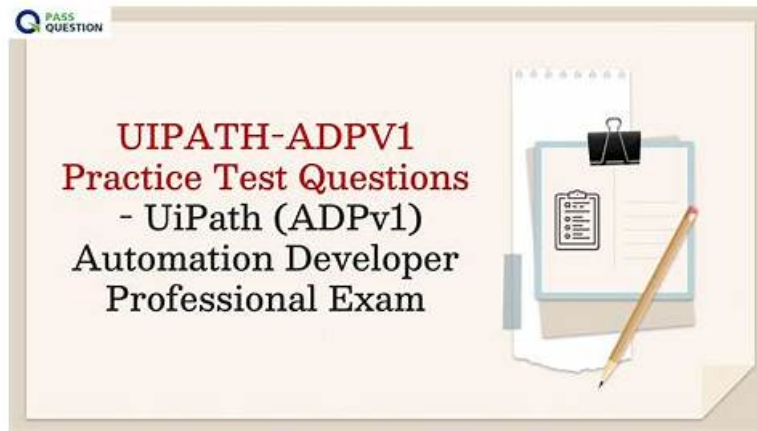


UiPath-ADPv1 Valid Exam Practice & Leading Provider in Certification Exams Materials & UiPath-ADPv1 Practice Test



BTW, DOWNLOAD part of Exam4Free UiPath-ADPv1 dumps from Cloud Storage: <https://drive.google.com/open?id=1rj6ULdnXyy0GAs2tsa99PSvey1i9H7dT>

You can see the recruitment on the Internet, and the requirements for UiPath-ADPv1 certification are getting higher and higher. As the old saying goes, skills will never be burden. So for us, with one more certification, we will have one more bargaining chip in the future. However, it is difficult for many people to get a UiPath-ADPv1 Certification, but we are here to offer you help. We have helped tens of thousands of our customers achieve their certification with our excellent UiPath-ADPv1 exam braindumps.

The precision and accuracy of Exam4Free's dumps are beyond other exam materials. They are time-tested and approved by the veteran professionals who recommend them as the easiest way-out for UiPath-ADPv1 certification tests. UiPath-ADPv1 Exam Materials constantly updated by our experts, enhancing them in line with the changing standards of real exam criteria. Therefore, our UiPath-ADPv1 dumps prove always compatible to your academic requirement.

>> **UiPath-ADPv1 Valid Exam Practice** <<

UiPath UiPath-ADPv1 Practice Test | UiPath-ADPv1 Reliable Test Sample

If you are still afraid of trying our UiPath-ADPv1 exam quiz, you will never have a chance to grow. Opportunities are always for those who prepare themselves well. The only way to harvest wealth is challenging all the time. Our UiPath-ADPv1 practice materials are waiting for you. Cheer up for yourself. There is nothing that you will lose for our demos of the UiPath-ADPv1 study materials are totally free to download.

UiPath UiPath-ADPv1 Exam Syllabus Topics:

Topic	Details
Topic 1	<ul style="list-style-type: none">Design and Development: This section covers designing workflows using sequences, flowcharts, and state machines, building reusable components with libraries, exception handling and debugging techniques, etc.
Topic 2	<ul style="list-style-type: none">Debugging and Testing: This section is about utilizing logging and debugging tools and adopting unit testing and test automation strategies.
Topic 3	<ul style="list-style-type: none">UiPath Studio Fundamentals: In this section, the focus is given to the understanding of Robotic Process Automation (RPA) concepts; it covers UiPath Studio and its components, Working with the UiPath user interface, project creation, management, and version control.
Topic 4	<ul style="list-style-type: none">UiPath Activities: In this section, the discussion is related to various UiPath activities for UI interaction, data manipulation, control flow, and more.

UiPath (ADPv1) Automation Developer Professional Sample Questions (Q163-Q168):

NEW QUESTION # 163

What is the correct sequence of steps in a REFramework project that is linked to Orchestrator if an application exception occurs on a Queue Item in the Process Transaction state?

Instructions: Drag the Description found on the "Left" and drop on the correct Step Sequence found on the Right".

Description	Step Sequence
Execute the Initialization State	Step 1:
Set Transaction Status to "Failed" and take a screenshot	Step 2:
Process another Queue Item, if one exists	Step 3:
Close All Applications or Kill Applications	Step 4:

Answer:

Explanation:

Description	Step Sequence
Execute the Initialization State	Step 1: Set Transaction Status to "Failed" and take a screenshot
Set Transaction Status to "Failed" and take a screenshot	Step 2: Close All Applications or Kill Applications
Process another Queue Item, if one exists	Step 3: Execute the Initialization State
Close All Applications or Kill Applications	Step 4: Process another Queue Item, if one exists

Explanation:

Step Sequence

Step 1:	Set Transaction Status to "Failed" and take a screenshot
Step 2:	Close All Applications or Kill Applications
Step 3:	Execute the Initialization State
Step 4:	Process another Queue Item, if one exists

NEW QUESTION # 164

A developer examines a workflow in which filenames are stored within a collection. The collection is initialized with a single filename. When adding a new filename to the collection, which collection variable type will cause an error?

- A. System.Collections.Generic.Dictionary
- B. System.Collections.Generic.List
- C. System.Array
- D. System.Data.DataTable

Answer: C

Explanation:

The collection variable type that will cause an error when adding a new filename to the collection is System.

Array. This is because System.Array is a fixed-size collection that cannot be resized or modified once it is initialized. Therefore, if the collection is initialized with a single filename, it cannot accommodate any more filenames. To add a new filename to the collection, the developer should use a dynamic collection type, such as System.Collections.Generic.List or System.Data.DataTable, that can grow or shrink as needed.

Alternatively, the developer can use System.Collections.Generic.Dictionary if the filenames need to be associated with some keys or values. References: [Array Class], [Collection Classes]

NEW QUESTION # 165

Consider testing a workflow that computes the sum of two numbers having the data driven test data from the Excel file below:

Number1	Number2	Sum
1	2	3
2	2	4
5	4	9

Expanding the functionality of the workflow to compute the sum of three numbers, the data needs to be updated as well to accommodate the new scenario:

Number1	Number2	Number3	Sum
1	2	2	5
2	2	3	7
5	4	1	10

What are steps to do that?

- A. Click Right on the Test Case and select Remove Test Data.
- B. Click Right on the Test Case and select Add Test Data.
- **C. Click Right on the Test Case and select Refresh Test Data**
- D. Click Right on the Test Case and select Update Test Data

Answer: C

Explanation:

When expanding the functionality of a workflow to compute the sum of three numbers instead of two, and having to update the test data in an Excel file accordingly, you would generally need to:

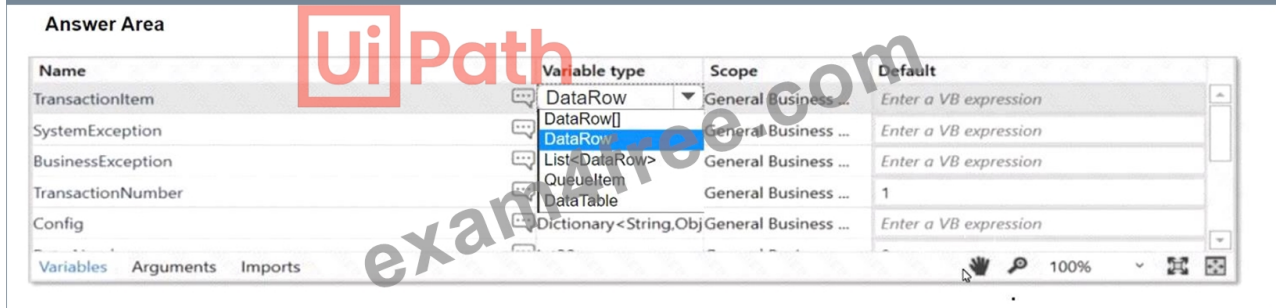
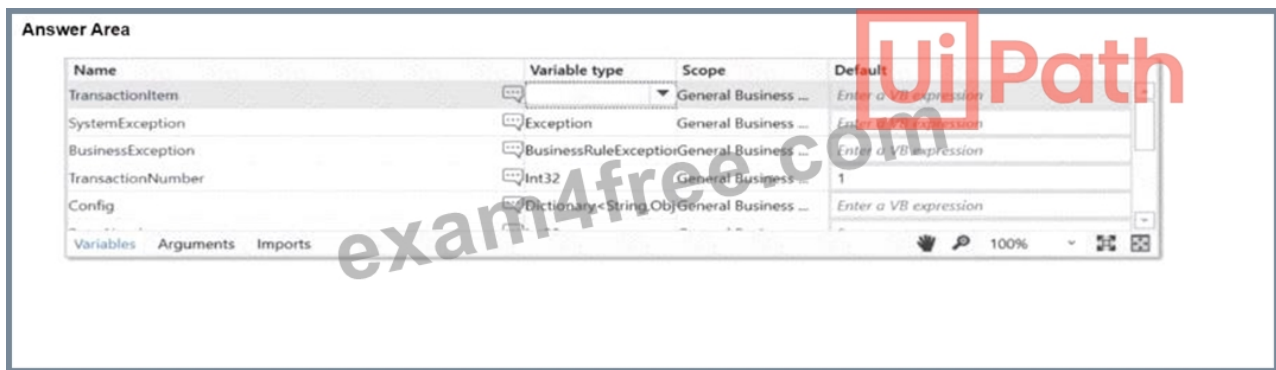
- * Open the Excel file that contains the test data.
- * Add a new column for the third number (e.g., Number3).
- * Fill in the data for the new column with the appropriate values for the test cases.
- * Save the Excel file with the updated data.
- * Refresh or update the data source in the test case to reflect these changes.

This is because "Refresh Test Data" suggests that the test case will re-import or re-read the test data from its source, which in this case is the updated Excel file with the additional Number3 column. "Update Test Data" might also seem appropriate, but it typically refers to a scenario where you need to update the test case's reference to the data, not the structure of the data itself. "Add Test Data" and "Remove Test Data" are not appropriate as they imply adding a new data set or removing an existing one, rather than refreshing or updating the existing data set with the new column.

NEW QUESTION # 166

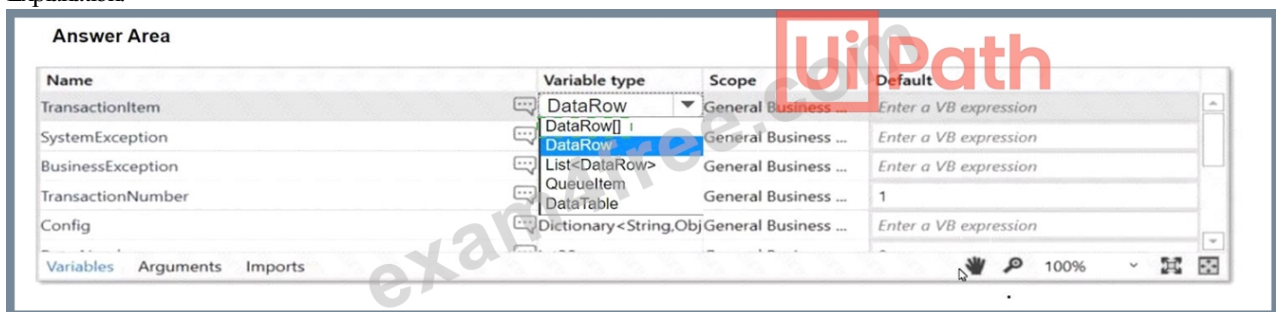
A developer aims to employ the REFramework for automating a business process that Involves a TransactionData collection (DataTable) comprising vendor names and addresses.

Instructions: Choose the appropriate variable type for the TransactionItem from the provided drop-down list in the following exhibit.



Answer:

Explanation:



Explanation:

The REFramework (Robotic Enterprise Framework) in UiPath is designed to work with transactional data. For a process that involves iterating over a DataTable where each row represents a transaction item, the appropriate variable type for the TransactionItem would be a DataRow.

In the context of REFramework, a DataRow is typically used to represent a single transaction item when the transaction data is contained within a DataTable. This allows the framework to process each row (or transaction) one by one.

Therefore, the correct variable type for the TransactionItem from the drop-down list should be DataRow.

NEW QUESTION # 167

A developer is working on an automation using the REFramework. Each transaction item represents a piece of client information. For each customer, the automated procedure must click the "Generate Shipment Details" button. This generates a table of shipment records for each customer.

What type of exception occurs when the data is not accessible, the created table displays only the header row, and processing for that client must be halted?

- A. SystemException
- B. NullReferenceException
- C. ApplicationException
- D. BusinessRuleException

Answer: D

NEW QUESTION # 168

.....

UiPath-ADPv1 Practice Test: <https://www.exam4free.com/UiPath-ADPv1-valid-dumps.html>

- 2025 Latest Exam4Free UiPath-ADPv1 PDF Dumps and UiPath-ADPv1 Exam Engine Free Share: <https://drive.google.com/open?id=1rj6ULdnXyy0GAs2tsa99PSvey1i9H7dT>