

Valid Desktop-Specialist New Test Bootcamp & Leading Provider in Qualification Exams & Trustworthy Valid Desktop-Specialist Test Cram



What's more, part of that ExamDiscuss Desktop-Specialist dumps now are free: <https://drive.google.com/open?id=1YznMfmUGINxrdCYcIqPDhQP11IXKk06t>

We have 24/7 Service Online Support services, and provide professional staff Remote Assistance. Besides, if you need an invoice of our Desktop-Specialist practice materials please specify the invoice information and send us an email. Online customer service and mail Service is waiting for you all the time. And you can download the trial of our Desktop-Specialist training engine for free before your purchase. This kind of service shows our self-confidence and actual strength about Desktop-Specialist study materials in our company. And you will pass your Desktop-Specialist exam for sure with our best Desktop-Specialist study guide.

Tableau Desktop-Specialist certification exam is suitable for individuals who work with Tableau Desktop on a regular basis, including data analysts, business intelligence professionals, and data visualization specialists. Desktop-Specialist exam covers a range of topics such as data connections, data preparation, calculations, and visualizations. Desktop-Specialist exam also evaluates an individual's ability to use Tableau Desktop to solve real-world business problems.

Tableau Desktop Specialist Certification Exam is a valuable certification for anyone who works with data and wants to demonstrate their proficiency in using Tableau Desktop. Desktop-Specialist Exam covers a wide range of topics and tests an individual's ability to use Tableau Desktop to solve real-world business problems. Tableau Desktop Specialist Exam certification is recognized globally and offers numerous benefits, including enhanced credibility, improved job prospects, and access to a community of certified professionals.

>> Desktop-Specialist New Test Bootcamp <<

Valid Desktop-Specialist Test Cram, Desktop-Specialist Certification Practice

The passing rate of our Desktop-Specialist study material is very high, and it is about 99%. We provide free download and tryout of the Desktop-Specialist question torrent, and we will update the Desktop-Specialist exam torrent frequently to guarantee that you can get enough test bank and follow the trend in the theory and the practice. We provide 3 versions for you to choose thus you can choose the most convenient method to learn. Our Desktop-Specialist Latest Questions are compiled by the experienced professionals elaborately. So it will be very convenient for you to buy our product and it will do a lot of good to you.

Tableau Desktop Specialist Exam Sample Questions (Q140-Q145):

NEW QUESTION # 140

Which two options can you use to change the device layout of a dashboard? Choose two.

- A. The Dashboard menu
- B. The Format menu
- C. The Layout pane
- D. The Dashboard pane

Answer: C,D

Explanation:

You can change the device layout of a dashboard by using the Dashboard pane or the Dashboard menu. The Dashboard pane allows you to select a device type and customize the layout for that device. The Dashboard menu allows you to create a new device layout or copy an existing one. The Format menu and the Layout pane do not have options for changing the device layout.

NEW QUESTION # 141

True or False: Trend lines can only be used with numeric or date fields

- A. True
- B. False

Answer: B

Explanation:

Explanation

You can show trend lines in a visualization to highlight trends in your data.

To add trend lines to a view, both axes must contain a field that can be interpreted as a number. For example, you cannot add a trend line to a view that has the Product Category dimension, which contains strings, on the Columns shelf and the Profit measure on the Rows shelf.

However, you can add a trend line to a view of sales over time because both sales and time can be interpreted as numeric values.

NEW QUESTION # 142

True or False: It is possible to change the Geographic Role of a dimension

- A. True
- B. False

Answer: A

Explanation:

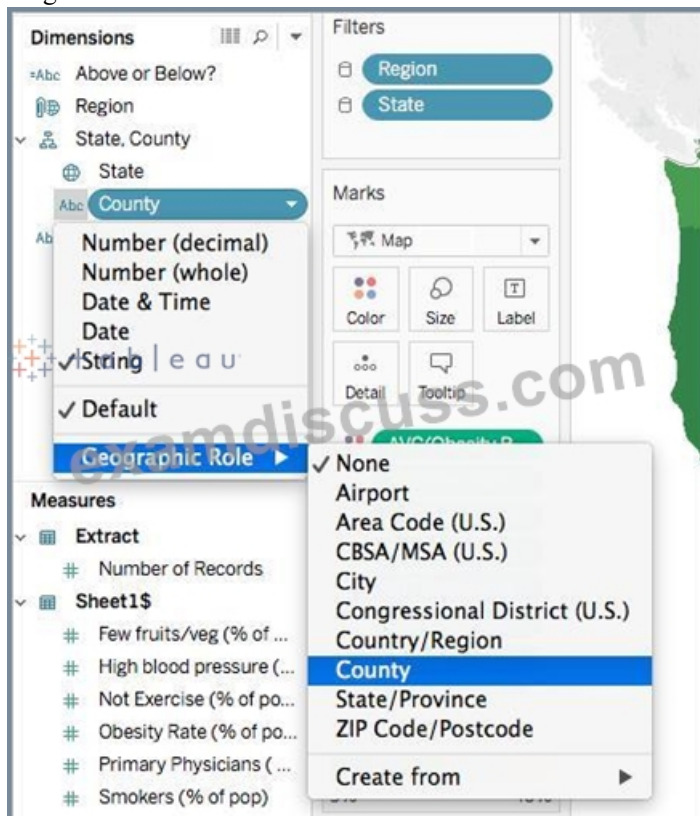
Explanation

A geographic role associates each value in a field with a latitude and longitude value.

Assigning a geographic role based on the type of location (such as state versus postcode) helps ensure that your data is plotted correctly on your map view. For example, you can assign the City geographic role to a field that contains a list of city names.

To assign a geographic role to a field:

In the Data pane, click the data type icon next to the field, select Geographic Role, and then select the geographic role you want to assign to the field.

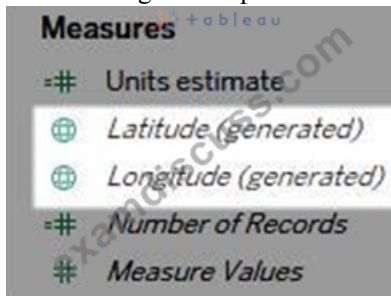


When you assign a geographic role to a field, Tableau adds two fields to the Measures area of the Data pane:

Latitude (generated) and Longitude (generated).

These fields contain latitude and longitude values and are assigned the Latitude and Longitude geographic roles.

If you double-click each of these fields, Tableau adds them to the Columns and Rows shelves and creates a map view using the Tableau background map.



NEW QUESTION # 143

Using the Geo Data Table, create a Map showing Sales made per State. For the State of New York (NY), what was the amount in Sales (\$) made for Phone Assortments with White color?

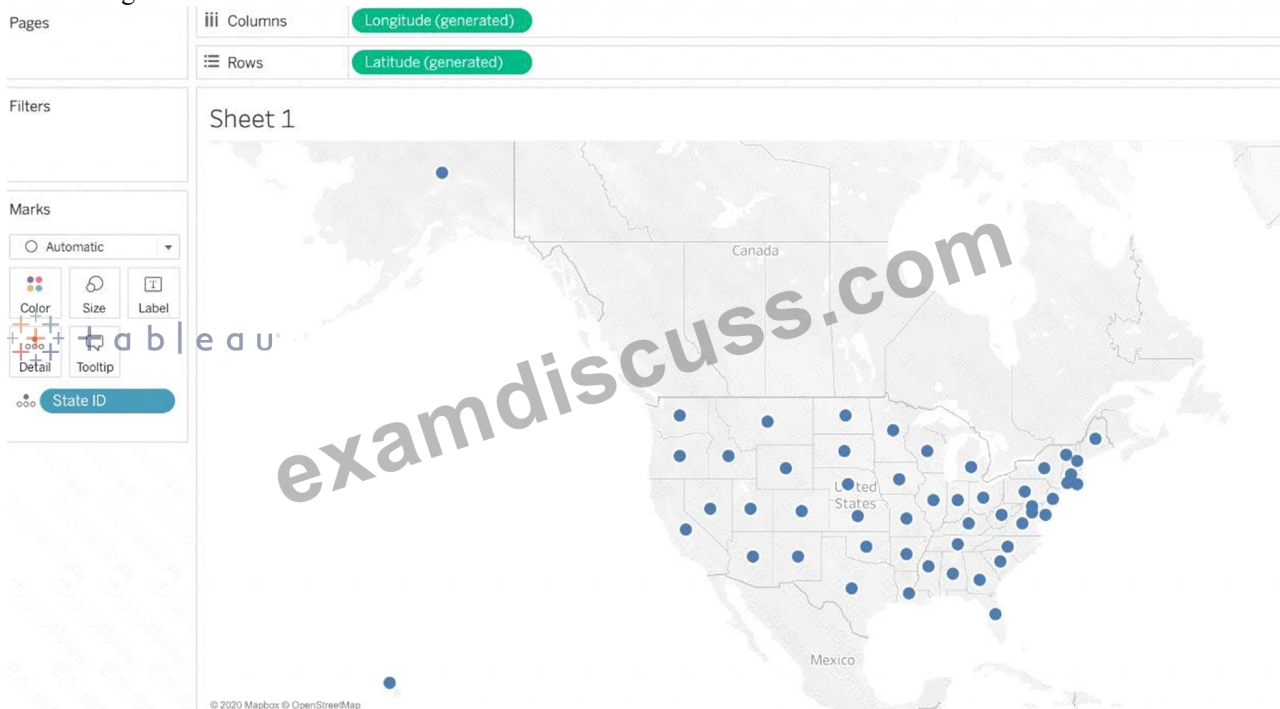
- A. \$33,768
- B. \$16,581
- C. \$48,115
- D. (Correct)
- E. \$147,950

Answer: B

Explanation:

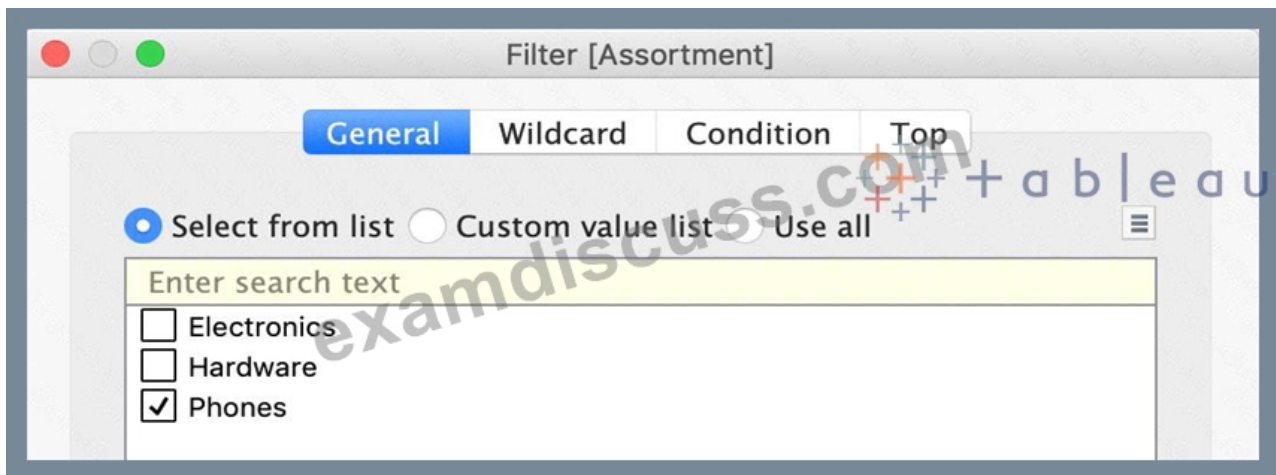
Phew! Tricky one! You needed to use filters in this one.

Follow along:

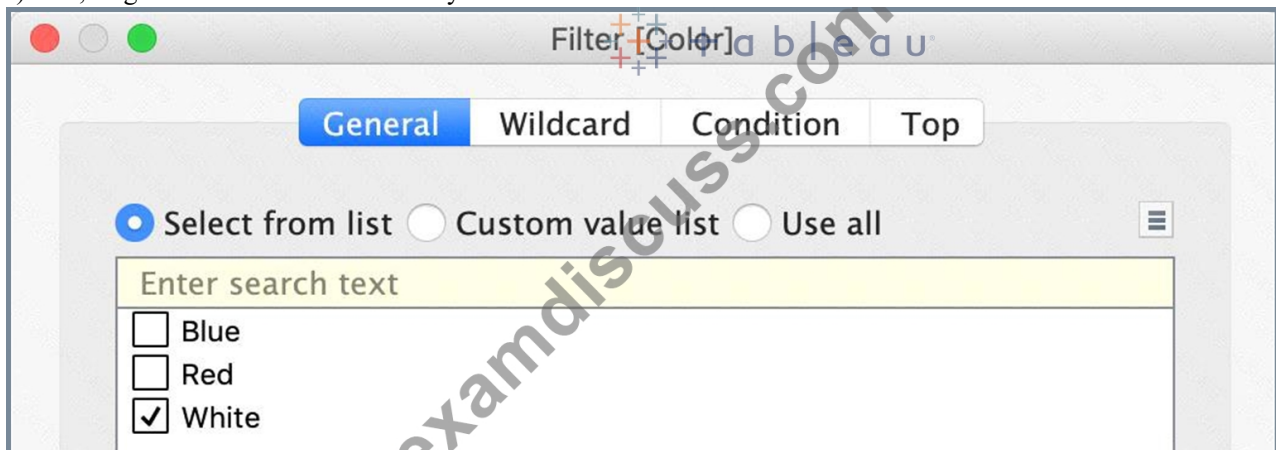


2) Next, as the question mentions, we need to focus on the Assortment PHONE, the color WHITE, and the state of NEW YORK.
-> so we use filters for this!

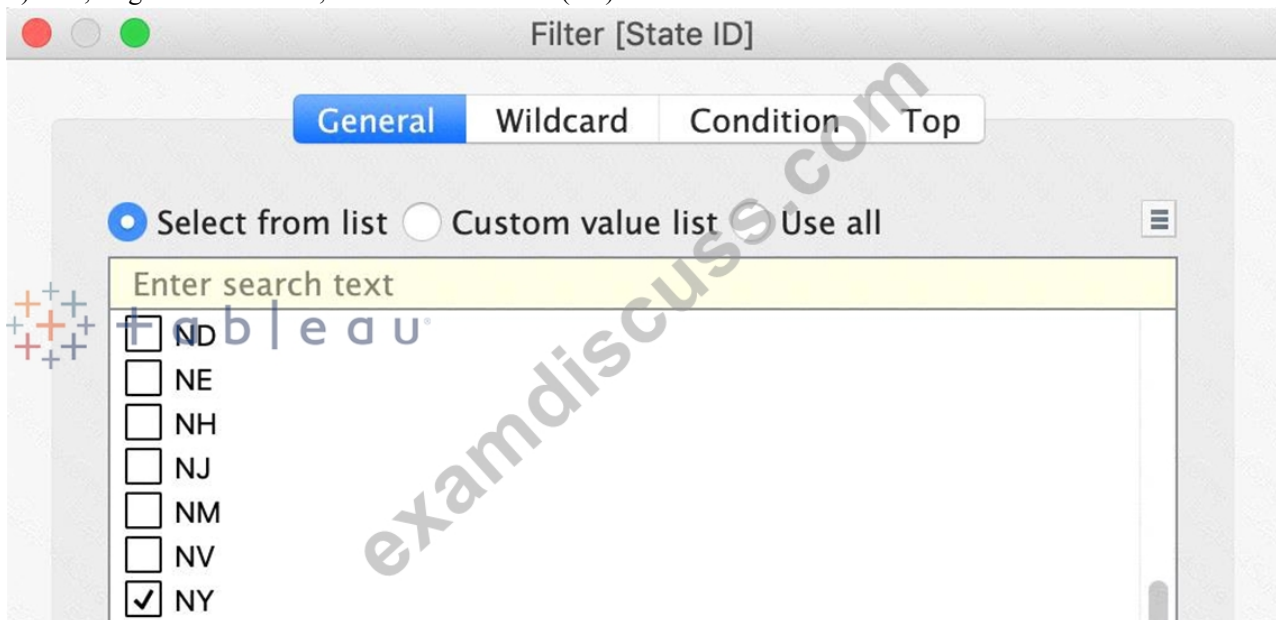
i) First drag Assortment to Filters, and select only Phones :

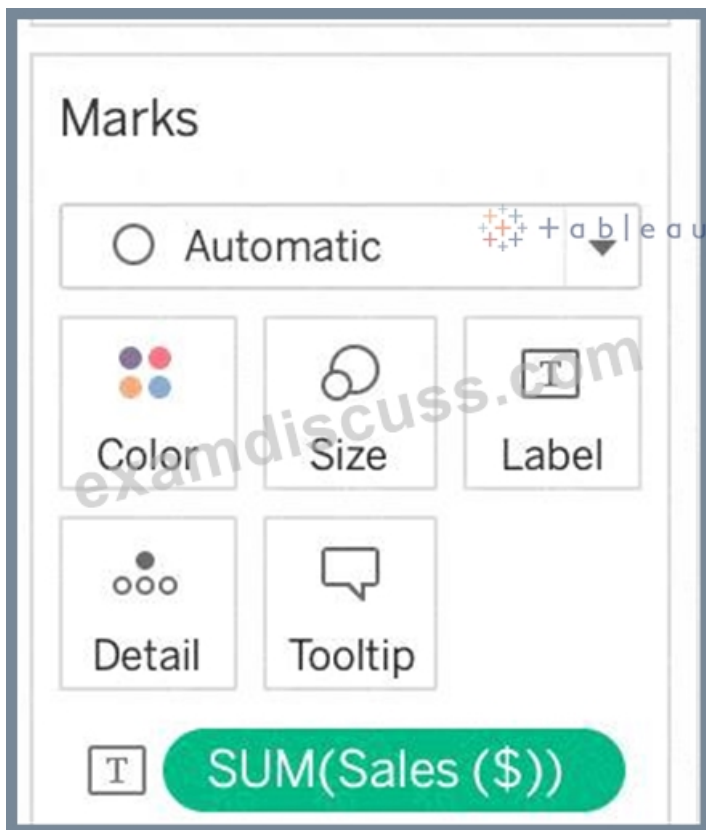


ii) Next, drag Color to Filters and Choose only White:

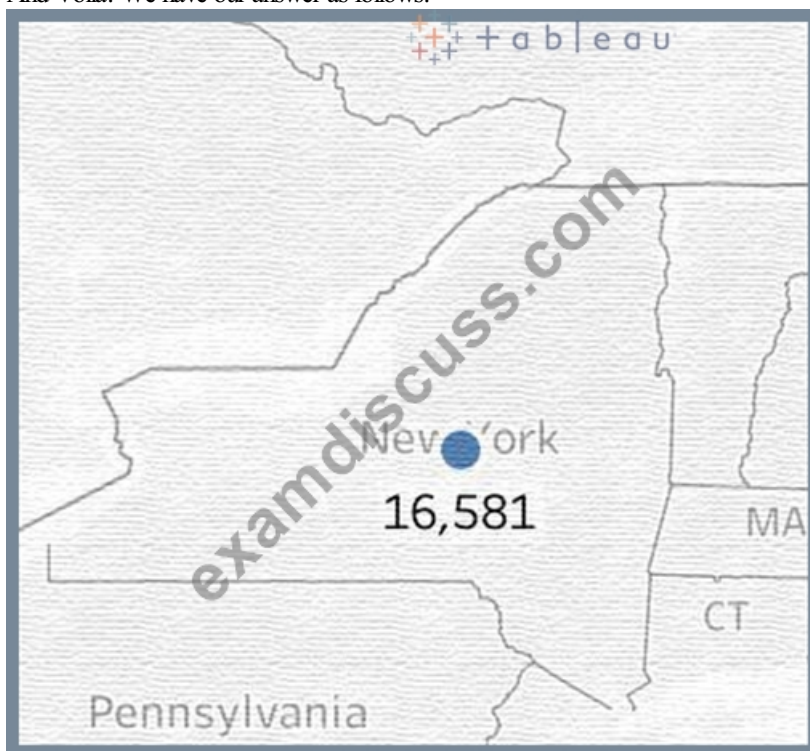


iii) Next, drag State ID to Filters, and choose New York (NY):





And Voila! We have our answer as follows:



iv) Last, drag Sales to Label:

NEW QUESTION # 144

What is the one critical difference between normal calculated fields, and the calculated fields created after Data blending?

- A. No difference, calculated fields cannot be created in Blends
- B. Fields used in Blends must first be aggregated
- C. The calculated fields created in Blends cannot be edited once created
- D. The calculated fields created in Blends cannot use more than 2 fields

Answer: B

Explanation:

Explanation

Yes, due to the nature of blends, there are some conditions as follows from the official documentation that must be kept in mind while working with blends:

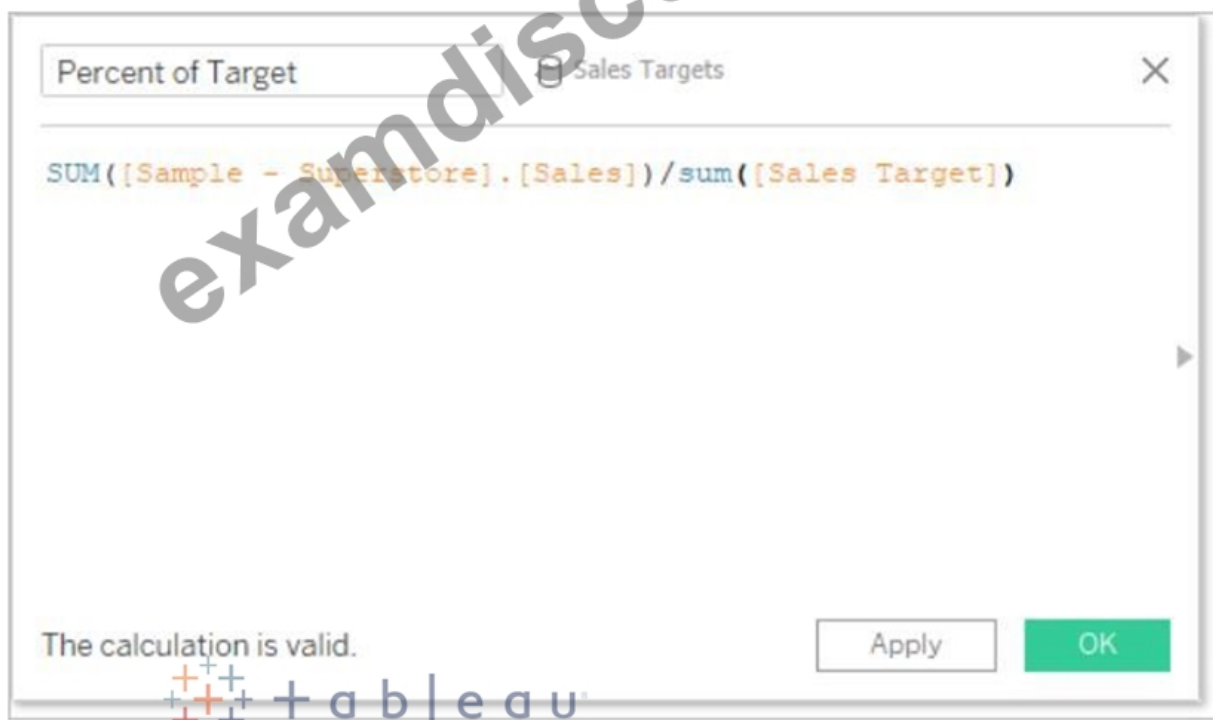
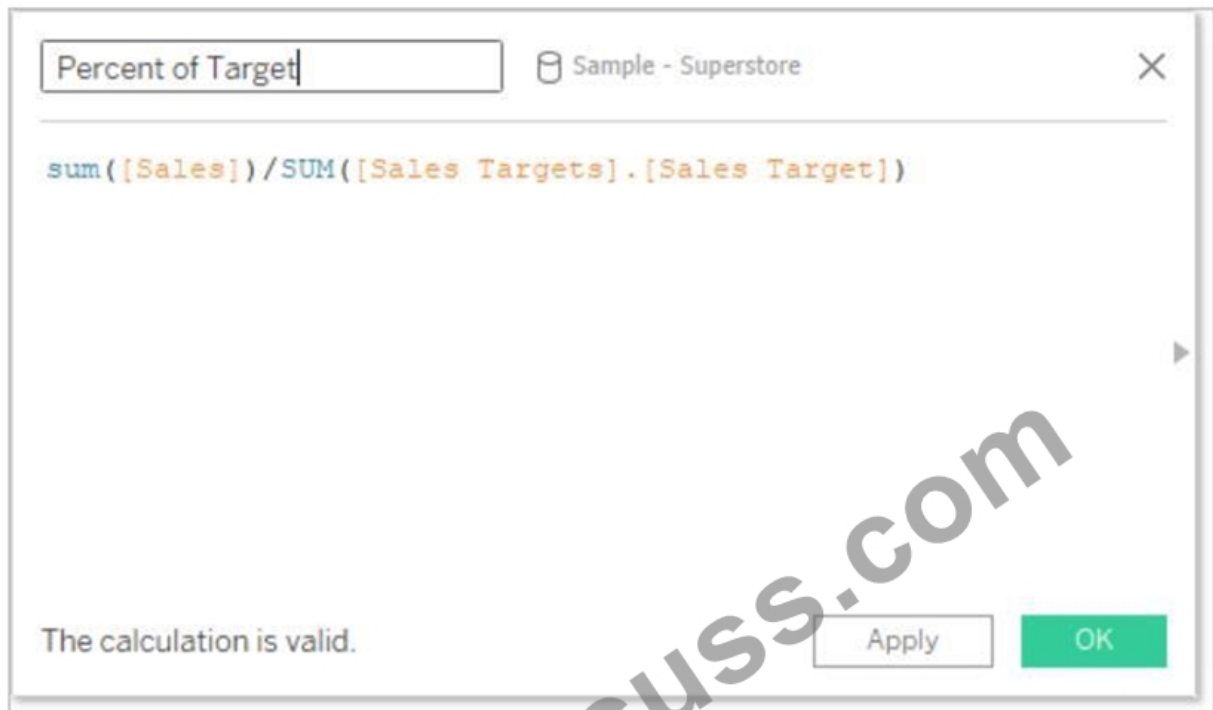
Work across blended data sources

Due to the nature of a data blend, there are some things to keep in mind when working across blended data sources.

Performing calculations with fields from more than one data source can be slightly different than an ordinary calculation.

A calculation must be created in one data source; this is indicated at the top of the calculation editor.

- **Aggregation.** Any fields used from another data source will come in with an aggregation—by default, SUM, but this can be changed. Because calculations cannot mix aggregate and non-aggregate arguments, fields from the data source where the calculation is being made must also be aggregated. (In the images below, the **SUM** aggregation was added automatically and the **sum** aggregation was added manually.)
- **Dot notation.** Any field referenced in the calculation that belong to another data source will refer to its data source using dot notation. (In the images below, for the calculation built in **Sample - Superstore**, the Sales Target field becomes **[Sales.Targets].[Sales Target]**. When the calculation is built in **Sales Targets**, the Sales field becomes **[Sample - Superstore].[Sales]**.)
- These are equivalent versions of the same calculation built in each data source. In both cases, this is $SUM(Sales) / SUM(Sales Target)$.



In addition to handling calculations slightly differently, there are some limitations on secondary data sources. You may not be able to sort by a field from a secondary data source, and action filters may not work as expected with blended data. For more information, see [Other data blending issues](#).

NEW QUESTION # 145

.....

Our Desktop-Specialist exam questions are designed from the customer's perspective, and experts that we employed will update our Desktop-Specialist learning materials according to changing trends to ensure the high quality of the Desktop-Specialist practice materials. What are you still waiting for? Choosing our Desktop-Specialist guide questions and work for getting the certificate, you will make your life more colorful and successful.

Valid Desktop-Specialist Test Cram: <https://www.examdiscuss.com/Tableau/exam/Desktop-Specialist/>

- Study Your Tableau Desktop-Specialist Exam with Pass-Sure Desktop-Specialist New Test Bootcamp: Tableau Desktop Specialist Exam Efficiently ☐ Search for ➡ Desktop-Specialist ☐ and download exam materials for free through (www.examcollectionpass.com) ☐ Desktop-Specialist Test Assessment
- Take Your Exam Preparation to the Next Level with Desktop-Specialist Web-Based Practice Test ☐ Easily obtain free download of 【 Desktop-Specialist 】 by searching on { www.pdfvce.com } ☐ Reliable Desktop-Specialist Exam Vce
- Reliable Desktop-Specialist Exam Vce ☐ Desktop-Specialist Exam Practice ☐ Desktop-Specialist Exam Topics Pdf ☐ Search for 【 Desktop-Specialist 】 on ☐ www.real4dumps.com ☐ immediately to obtain a free download ☐ Desktop-Specialist Study Materials
- Pdfvce will Help You in Passing the Tableau Desktop-Specialist Certification Exam ☐ Search for ➤ Desktop-Specialist ☐ and download exam materials for free through ✨ www.pdfvce.com ☐ ✨ ☐ Certification Desktop-Specialist Exam Cost
- Efficient Desktop-Specialist New Test Bootcamp | Pass-Sure Valid Desktop-Specialist Test Cram and Trusted Tableau Desktop Specialist Exam Certification Practice ☐ Download ➡ Desktop-Specialist ☐☐☐ for free by simply entering ☐ www.actual4labs.com ☐ website (M) Reliable Desktop-Specialist Exam Vce
- Take Your Exam Preparation to the Next Level with Desktop-Specialist Web-Based Practice Test ☐ Copy URL { www.pdfvce.com } open and search for ☐ Desktop-Specialist ☐ to download for free ☐ Training Desktop-Specialist Material
- Certification Desktop-Specialist Sample Questions ☐ Reliable Desktop-Specialist Exam Vce ☐ Test Desktop-Specialist Passing Score ☐ Go to website 【 www.prep4away.com 】 open and search for “ Desktop-Specialist ” to download for free ✨ Training Desktop-Specialist Material
- Desktop-Specialist Latest Dump ☐ Desktop-Specialist Test Assessment ☐ Desktop-Specialist Reliable Exam Simulator ☐ Search for ⇒ Desktop-Specialist ⇐ on ☐ www.pdfvce.com ☐ immediately to obtain a free download ➡ Exam Desktop-Specialist Consultant
- Take Your Exam Preparation to the Next Level with Desktop-Specialist Web-Based Practice Test ☐ Search for “ Desktop-Specialist ” and download it for free on ➡ www.torrentvce.com ☐☐☐ website ☐ Desktop-Specialist Latest Dump
- Take Your Exam Preparation to the Next Level with Desktop-Specialist Web-Based Practice Test ☐ Copy URL ➡ www.pdfvce.com ☐ open and search for ☐ Desktop-Specialist ☐ to download for free ☐ Desktop-Specialist Book Pdf
- Certification Desktop-Specialist Cost ☐ Reliable Desktop-Specialist Exam Vce ☐ Exam Desktop-Specialist Consultant ☐ Open ⇒ www.free4dump.com ⇐ enter ✓ Desktop-Specialist ☐ ✓ ☐ and obtain a free download ☐ Test Desktop-Specialist Passing Score
- motionentrance.edu.np, k12.instructure.com, imranteaches.xyz, nualkale.fireblogz.com, www.stes.tyc.edu.tw, www.stes.tyc.edu.tw, myportal.utt.edu.tt, myportal.utt.edu.tt, myportal.utt.edu.tt, myportal.utt.edu.tt, myportal.utt.edu.tt, myportal.utt.edu.tt, myportal.utt.edu.tt, www.wcs.edu.eu, global.edu.bd, user.xiaozhongwenhua.top, Disposable vapes

DOWNLOAD the newest ExamDiscuss Desktop-Specialist PDF dumps from Cloud Storage for free:

<https://drive.google.com/open?id=1YznMfmUGINxrdCYclqPDhQP11IXKk06t>