


# Valid Microsoft PL-300 Exam Question Free Updates For 1 year



P.S. Free 2025 Microsoft PL-300 dumps are available on Google Drive shared by PrepAwayETE: <https://drive.google.com/open?id=1d-Hzr8WSha4bezuTKsBFvVVED5D8zEZs>

PrepAwayETE Microsoft PL-300 practice test software is the answer if you want to score higher in the Microsoft PL-300 exam and achieve your academic goals. Don't let the PL-300 certification exam stress you out! Prepare with our PL-300 exam dumps and boost your confidence in the Microsoft Power BI Data Analyst exam. We guarantee your road toward success by helping you prepare for the PL-300 Certification Exam. Use the best PrepAwayETE Microsoft PL-300 practice questions to pass your PL-300 exam with flying colors!

Microsoft PL-300 training materials have won great success in the market. Tens of thousands of the candidates are learning on our PL-300 practice engine. First of all, our Microsoft PL-300 study dumps cover all related tests about computers. It will be easy for you to find your prepared learning material. If you are suspicious of our PL-300 Exam Questions, you can download the free demo from our official websites.

>> PL-300 New Dumps Ppt <<

## Learning PL-300 Materials, Study PL-300 Center

Different age groups prefer different kinds of learning methods. In order to meet the requirements of all people, we have diversified our PL-300 exam questions to suit a wider range of lifestyles and tastes. At present, we have PDF version, online engine and software version. You can choose which PL-300 test guide version suits you best. Generally, young people are inclined to purchase online engine or software version because they like experiencing new things. Middle aged people are more likely to choose PDF version because they get used to learning the printed Microsoft Power BI Data Analyst test questions. Of course, the combination use of different version of the PL-300 Test Guide is also a good choice. You can purchase according to your own tastes.

Microsoft PL-300 certification exam consists of multiple-choice questions that test the candidate's knowledge of Power BI. PL-300 exam covers topics such as creating and managing data models, visualizing data, creating and managing reports, and managing data sources. PL-300 Exam also covers topics such as data analysis, data transformation, and data visualization.

## Microsoft Power BI Data Analyst Sample Questions (Q179-Q184):

### NEW QUESTION # 179

You have a Power BI model that has the following tables:

- \* Product (Product\_id, Product\_Name)
- \* Sales (Order\_id, Order\_Date, Product\_id, Salesperson\_id, Sales\_Amount)
- \* Salesperson (Salesperson\_id, Salesperson\_name, address)

You plan to create the following measure.

Measure1 = DISTINCTCOUNT(Sales[ProductID])

You need to create the following relationships:

- \* Sales to Product
- \* Sales to Salesperson

The solution must ensure that you can use Measure1 to display the count of products sold by each salesperson.

How should you configure the relationships? To answer, select the appropriate options in the answer area.


NOTE: Each correct selection is worth one point.

Cardinality: 

▼
Many to One (*:1)
One to Many (1:*)
One to One (1:1)

Cross filter direction: 

▼
Both
Single


 Microsoft

### Answer:

Explanation:

Explanation

Graphical user interface, text Description automatically generated

 Microsoft

Cardinality: 

▼
Many to One (*:1)
One to Many (1:*)
One to One (1:1)

Cross filter direction: 

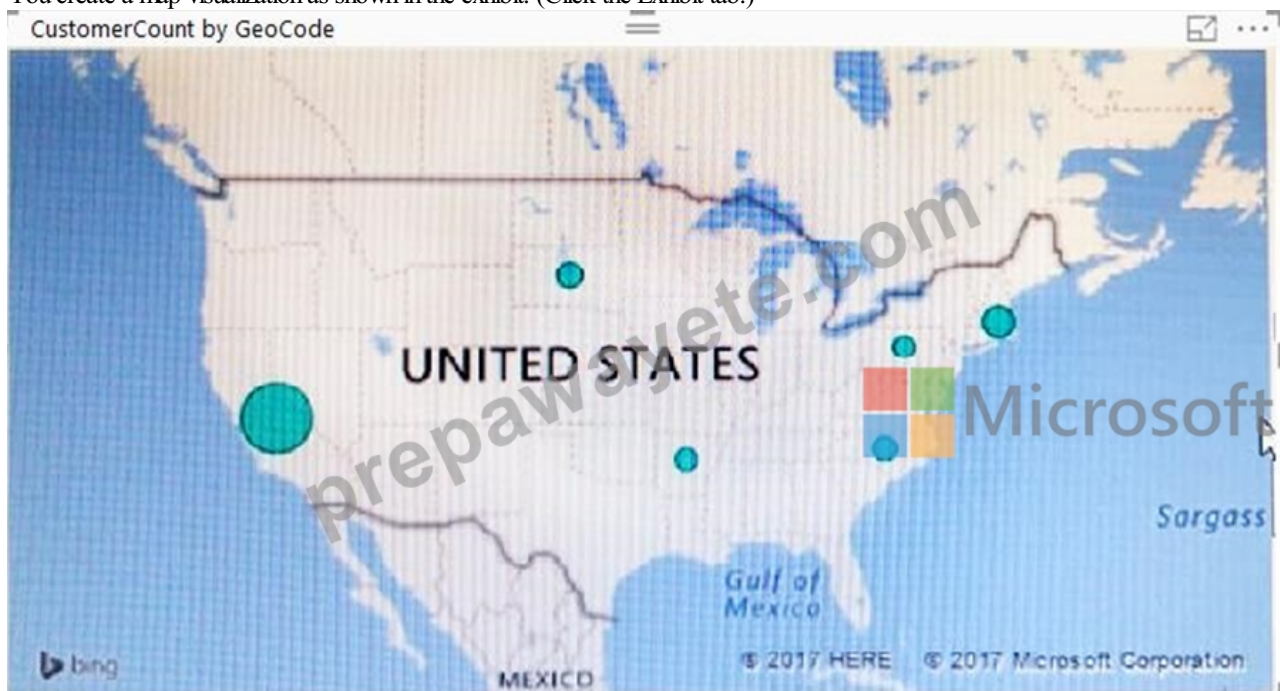
▼
Both
Single

### NEW QUESTION # 180

You have the following table named Location.

GeoCode	CustomerCount
CA	9530
AR	540
MA	2300
SD	1200
PA	340
NC	890

The GeoCode column represents the country where each customer is located.  
You create a map visualization as shown in the exhibit. (Click the Exhibit tab.)



You need to ensure that the map displays the country locations.  
What should you do?

- A. Change the Data Type of the GeoCode column.
- B. Add a Geoportal column to the Location table.
- C. Change the name of the GeoCode column to Country.
- D. Change the Default Summarization of the GeoCode column.
- E. Change the name of the Location table to Country.
- F. Replace the values in the GeoCode column with postal codes or zip codes.

**Answer: C**

Explanation:

Reference:

<https://docs.microsoft.com/en-us/power-bi/visuals/power-bi-map-tips-and-tricks>

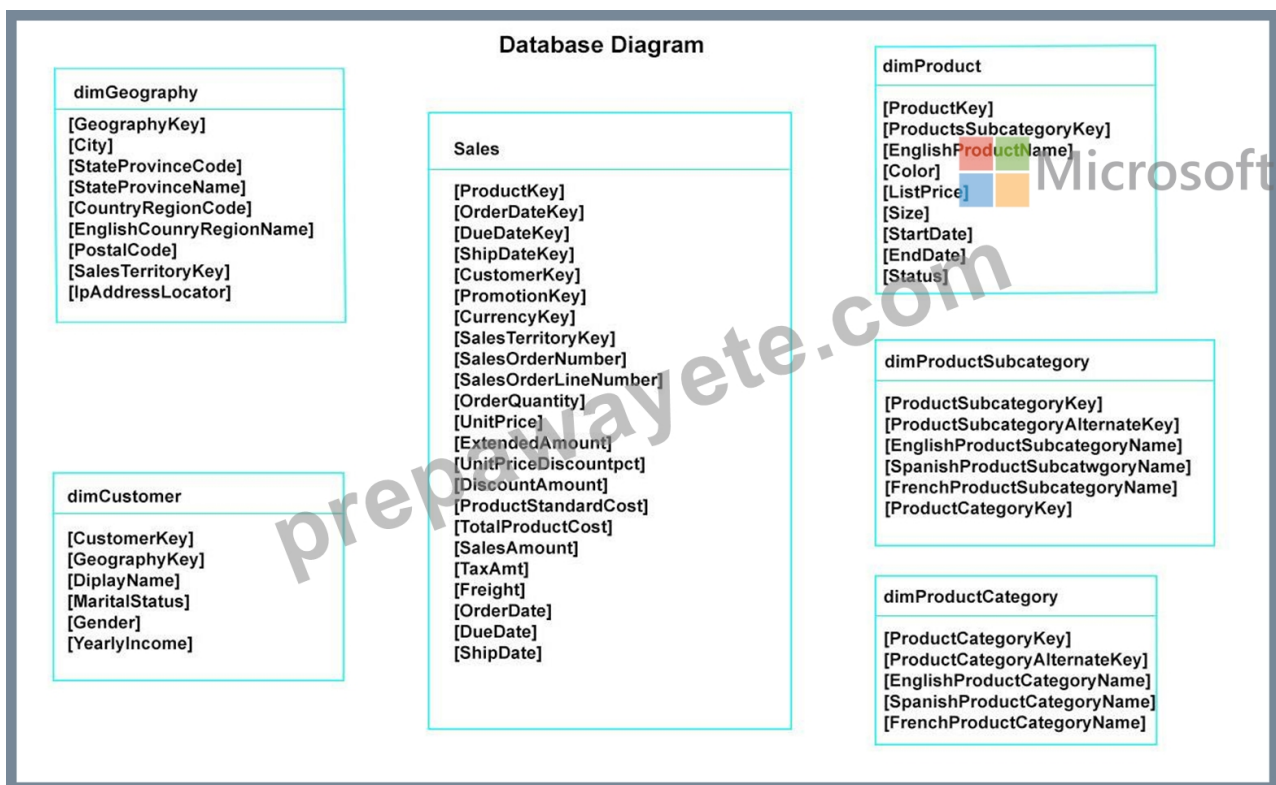
#### NEW QUESTION # 181

Note: This question is a part of a series of questions that present the same scenario. For your convenience, the scenario is repeated in each question. Each question presents a different goal and answer choices, but the text of the scenario is exactly the same in each question in this series.

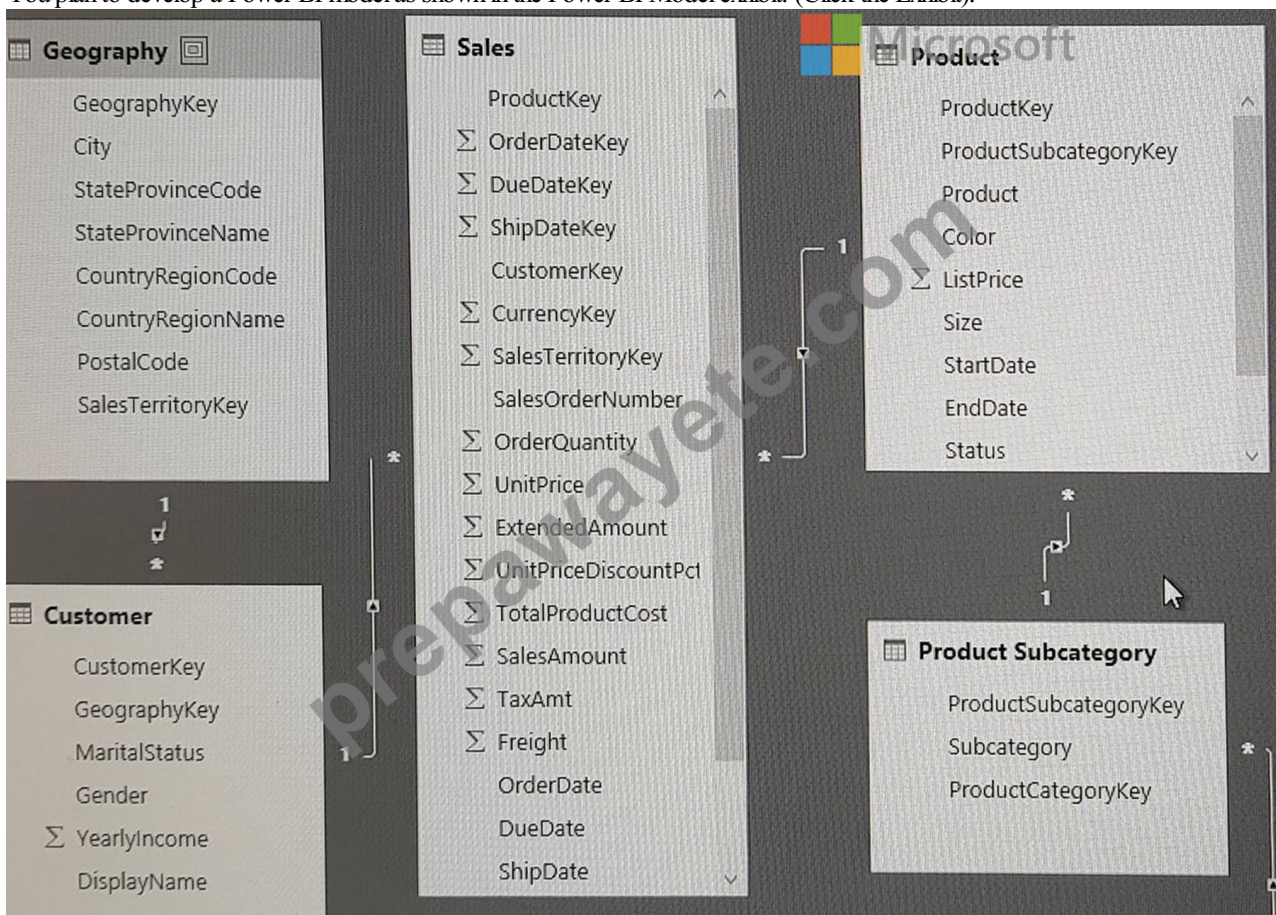
Start of repeated scenario

You have a Microsoft SQL Server database that has the tables shown in the Database Diagram exhibit. (Click the Exhibit.)





You plan to develop a Power BI model as shown in the Power BI Model exhibit. (Click the Exhibit).



You plan to use Power BI to import data from 2013 to 2015.

Product Subcategory [Subcategory] contains NULL values.

End of repeated scenario.


You implement the Power BI model.

You need to edit the Product Category table query to match the desired Power BI model.

How should you complete the advanced query? To answer, drag the appropriate values to the correct targets. Each value may be used once, more than once, or not at all.

You may need to drag the split bar between panes or scroll to view content.  
NOTE: Each correct selection is worth one point.


Values	Answer Area
Table.Combine	<pre>let     Source= Sql.Databases ("localhost"),     DB1= Source {[Name= "DB1"]} [Data],     dbo_DimProductCategory= DB1{[Schema= "dbo, Item= "DimProductCategory"]} [Data],     #"Var1" = Value     (dbo_DimProductCategory, {"ProductCategoryAlternateKey",     "SpanishProductCategoryName", "FrenchProductCategoryName"}),     #"Var2" = Value     (#"Var1", {{"EnglishProductCategoryName", "Category"}, {"DimProductSubcategory", "Subcategory"}}) in     #"Var2"</pre>
Table.RemovedColumns	
Table.RemoveRows	
Table.RenameColumns	
Table.ReorderColumns	
Table.SelectColumns	



Answer:

Explanation:

Values	Answer Area
Table.Combine	<pre>let     Source= Sql.Databases ("localhost"),     DB1= Source {[Name= "DB1"]} [Data],     dbo_DimProductCategory= DB1{[Schema= "dbo, Item= "DimProductCategory"]} [Data],     #"Var1" = Table.RemovedColumns     (dbo_DimProductCategory, {"ProductCategoryAlternateKey",     "SpanishProductCategoryName", "FrenchProductCategoryName"}),     #"Var2" = Table.RenameColumns     (#"Var1", {{"EnglishProductCategoryName", "Category"}, {"DimProductSubcategory", "Subcategory"}}) in     #"Var2"</pre>
Table.RemovedColumns	
Table.RemoveRows	
Table.RenameColumns	
Table.ReorderColumns	
Table.SelectColumns	



Reference:

<https://msdn.microsoft.com/en-us/library/mt260776.aspx>

<https://msdn.microsoft.com/en-us/library/mt260808.aspx>

## NEW QUESTION # 182

You are creating a Microsoft Power BI imported data model to perform basket analysis. The goal of the analysis is to identify which



products are usually bought together in the same transaction across and within sales territories. You import a fact table named Sales as shown in the exhibit. (Click the Exhibit tab.)

Column name	Data type	Description
SalesRowID	Integer	ID of the row from the source system, which represents a unique combination of SalesOrderNumber and SalesOrderLineNumber
ProductKey	Integer	Surrogate key that relates to the product dimension
OrderDateKey	Integer	Surrogate key that relates to the date dimension and is in the YYYYMMDD format
OrderDate	Datetime	Date and time an order was processed
CustomerKey	Integer	Surrogate key that relates to the customer dimension
SalesTerritoryKey	Integer	Surrogate key that relates to the sales territory dimension
SalesOrderNumber	Integer	Unique identifier of an order
SalesOrderLineNumber	Integer	Unique identifier of a line within an order
OrderQuantity	Integer	Quantity of the product ordered
LineTotal	Decimal	Total sales amount of a line before tax
TaxAmt	Decimal	Amount of tax charged for the items on a specified line within an order
Freight	Decimal	Amount of freight charged for the items on a specified line within an order
LastModified	Datetime	The date and time that a row was last modified in the source system
AuditID	Integer	The ID of the data load process that last updated a row

The related dimension tables are imported into the model.

For each of the following statements, select Yes if the statement is true. Otherwise, select No.

NOTE: Each correct selection is worth one point.

**Answer Area**

Statements	Yes	No
The SalesRowID and AuditID columns can be removed from the model without impeding the analysis goals.	<input type="radio"/>	<input type="radio"/>
Both the OrderDateKey and OrderDate columns are necessary to perform the basket analysis.	<input type="radio"/>	<input type="radio"/>
The TaxAmt column must retain the current number of decimal places to perform the basket analysis.	<input type="radio"/>	<input type="radio"/>

**Answer:**

**Explanation:**

**Answer Area**

Statements	Yes	No
The SalesRowID and AuditID columns can be removed from the model without impeding the analysis goals.	<input checked="" type="radio"/>	<input type="radio"/>
Both the OrderDateKey and OrderDate columns are necessary to perform the basket analysis.	<input checked="" type="radio"/>	<input type="radio"/>
The TaxAmt column must retain the current number of decimal places to perform the basket analysis.	<input type="radio"/>	<input checked="" type="radio"/>

Reference:

<https://finance-bi.com/power-bi-basket-analysis/>

### NEW QUESTION # 183

You have a folder that contains 100 CSV files.

You need to make the file metadata available as a single dataset by using Power BI. The solution must NOT store the data of the CSV files.

Which three actions should you perform in sequence. To answer, move the appropriate actions from the list of actions to the answer area and arrange them in the correct order.

NOTE: More than one order of answer choices is correct. You will receive credit for any of the correct orders you select.



**Answer:**

**Explanation:**



**Explanation:**

From Power BI Desktop, select Get Data, and then select Folder.

From Power Query Editor, remove the Content column.

From Power Query Editor, expand the Attributes column.

### NEW QUESTION # 184

.....

Many companies' executives have a job content that purchasing PL-300 valid exam collection PDF help their engineers to pass exam and obtain a useful certificate. It is not only improving the qualification of engineers personal but also showing the qualification of companies. If they choose right PL-300 valid exam collection PDF they will save a lot of exam cost and dumps fee for companies. Our products will be excellent choice with high passing rate.

**Learning PL-300 Materials:** <https://www.prepawayete.com/Microsoft/PL-300-practice-exam-dumps.html>

- From PL-300 New Dumps Ppt to Microsoft Power BI Data Analyst, Quickest Way for Passing Download PL-300 for free by simply searching on { [www.pass4leader.com](http://www.pass4leader.com) } Latest Braindumps PL-300 Book
- New PL-300 New Dumps Ppt | High Pass-Rate Learning PL-300 Materials: Microsoft Power BI Data Analyst Download 「 PL-300 」 for free by simply searching on ► [www.pdfvce.com](http://www.pdfvce.com) ◀ PL-300 Latest Mock Test
- PL-300 Passleader Review Valid PL-300 Test Cram PL-300 Valid Test Prep Search for PL-300 and obtain a free download on 「 [www.testsdumps.com](http://www.testsdumps.com) 」 Valid PL-300 Test Pattern
- PL-300 Test Valid Test PL-300 Preparation Latest Braindumps PL-300 Book Search on ► [www.pdfvce.com](http://www.pdfvce.com) ◀ for PL-300 to obtain exam materials for free download Valid PL-300 Test Pattern
- New PL-300 New Dumps Ppt | High Pass-Rate Learning PL-300 Materials: Microsoft Power BI Data Analyst Download PL-300 for free by simply searching on [www.prep4sures.top](http://www.prep4sures.top) Valid PL-300 Test Cram
- PL-300 Passleader Review Test PL-300 Preparation Latest Braindumps PL-300 Book Search on ➡ [www.pdfvce.com](http://www.pdfvce.com) for PL-300 to obtain exam materials for free download PL-300 Reliable Exam Testking
- From PL-300 New Dumps Ppt to Microsoft Power BI Data Analyst, Quickest Way for Passing The page for free download of 《 PL-300 》 on [www.dumpsquestion.com](http://www.dumpsquestion.com) will open immediately Book PL-300 Free
- Microsoft - PL-300 - Useful Microsoft Power BI Data Analyst New Dumps Ppt Search for 【 PL-300 】 and obtain a free download on 【 [www.pdfvce.com](http://www.pdfvce.com) 】 PL-300 100% Correct Answers
- Free PDF Quiz 2025 High-quality Microsoft PL-300 New Dumps Ppt Go to website 【 [www.prep4away.com](http://www.prep4away.com) 】 open and search for ➡ PL-300 to download for free PL-300 Pass4sure Study Materials
- Valid PL-300 Test Cram PL-300 Reliable Exam Testking PL-300 Passleader Review Open website { [www.pdfvce.com](http://www.pdfvce.com) } and search for PL-300 for free download PL-300 Test Valid

- Hot PL-300 New Dumps Ppt Pass Certify | Latest Learning PL-300 Materials: Microsoft Power BI Data Analyst ☐  
Immediately open ☀ www.passtestking.com ☐☀☐ and search for ► PL-300 ◀ to obtain a free download ☐PL-300 Pdf  
Pass Leader
- www.9kuan9.com, myportal.utt.edu.tt, myportal.utt.edu.tt, myportal.utt.edu.tt, myportal.utt.edu.tt, myportal.utt.edu.tt,  
myportal.utt.edu.tt, myportal.utt.edu.tt, myportal.utt.edu.tt, myportal.utt.edu.tt, myportal.utt.edu.tt, tutor.mawgood-eg.com,  
myportal.utt.edu.tt, myportal.utt.edu.tt, myportal.utt.edu.tt, myportal.utt.edu.tt, myportal.utt.edu.tt, myportal.utt.edu.tt,  
myportal.utt.edu.tt, myportal.utt.edu.tt, learn.anantnaad.in, foodtechsociety.com, www.stes.tyc.edu.tw, pct.edu.pk,  
internshub.co.in, myportal.utt.edu.tt, myportal.utt.edu.tt, myportal.utt.edu.tt, myportal.utt.edu.tt, myportal.utt.edu.tt,  
myportal.utt.edu.tt, myportal.utt.edu.tt, myportal.utt.edu.tt, myportal.utt.edu.tt, Disposable vapes

BTW, DOWNLOAD part of PrepAwayETE PL-300 dumps from Cloud Storage: <https://drive.google.com/open?id=1d-Hzr8WSha4bezuTKsBFvVVED5D8zEZs>