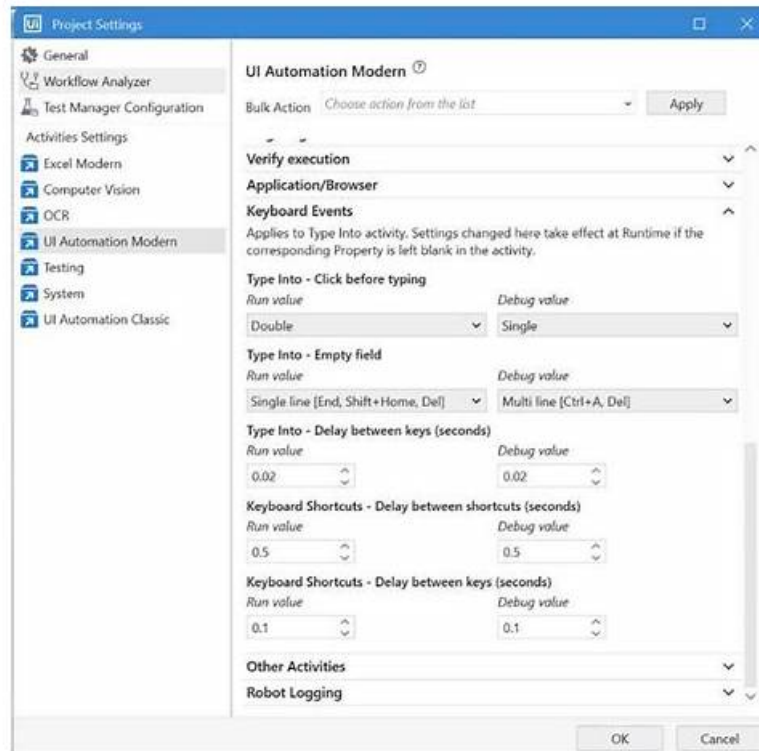


Valid UiPath-ADAv1 dump torrent & latest UiPath UiPath-ADAv1 dump pdf - UiPath-ADAv1 free dump



2025 Latest ValidVCE UiPath-ADAv1 PDF Dumps and UiPath-ADAv1 Exam Engine Free Share: <https://drive.google.com/open?id=1mfPM0ARr9wv4MqrWa2Cel6kZgl1R2KE>

No matter how good the product is users will encounter some difficult problems in the process of use, and how to deal with these problems quickly becomes a standard to test the level of product service. Our UiPath-ADAv1 real exam materials are not exceptional also, in order to enjoy the best product experience, as long as the user is in use process found any problem, can timely feedback to us, for the first time you check our UiPath-ADAv1 Exam Question performance, professional maintenance staff to help users solve problems. Our UiPath-ADAv1 learning reference files have a high efficient product maintenance team, a professional staff every day real-time monitoring the use of the user environment and learning platform security, even in the incubation period, we can accurate solution for the user, for the use of the user to create a safer environment.

UiPath UiPath-ADAv1 Exam Syllabus Topics:

Topic	Details
Topic 1	<ul style="list-style-type: none">• Data Manipulation: This topic covers a range of data manipulation techniques, including string manipulation using VB.Net methods and the RegEx Builder. It also guides users through working with arrays, lists, and dictionaries, as well as building and iterating through Data Tables.
Topic 2	<ul style="list-style-type: none">• Studio Interface: Here, the topic guides users through installing Studio Community Edition and connecting to Orchestrator. It covers profile differences, backstage view options, compatibility modes, and package management. Additionally, it offers an in-depth exploration of the Studio interface and its various elements.
Topic 3	<ul style="list-style-type: none">• Debugging: Here, we explore various debugging techniques, including debug modes, actions, and ribbon options. It also guides users through setting breakpoints, utilizing debugging panels, and optimizing performance with profile execution.
Topic 4	<ul style="list-style-type: none">• Workflow Analyzer: Here, the topic introduces the Workflow Analyzer tool, explaining its use for project analysis and validation, and providing guidance on configuring its settings.

Topic 5	<ul style="list-style-type: none"> • PDF Automation: The section focuses on data extraction from native and scanned PDFs, including single and multiple document scenarios.
Topic 6	<ul style="list-style-type: none"> • Object Repository: This topic covers the creation, publication, and consumption of UI Libraries, including the use of static and dynamic descriptors, offering a structured approach to UI element management.
Topic 7	<ul style="list-style-type: none"> • Control Flow: The section explains the functionality of control flow activities and their impact on workflow types. It covers the use of sequence and flowchart layouts. Lastly, it focuses on implementing IF, For Each, and While activities, among others.
Topic 8	<ul style="list-style-type: none"> • Libraries and Templates: This topic covers the creation, publication, and consumption of process libraries, along with the sharing and access of templates, promoting efficient project development and standardization.
Topic 9	<ul style="list-style-type: none"> • Excel Automation: The section delves into Excel Automation, showcasing the use of modern Excel activities and workbook-level operations.
Topic 10	<ul style="list-style-type: none"> • Platform Knowledge: The section provides an overview of UiPath's product suite, including Studio and Robot variants, Orchestrator, and Integration Service, showcasing their unique contributions. It also emphasizes the benefits of Academy, Forum, and Marketplace in the UiPath ecosystem.

>> **Certification UiPath-ADAv1 Dumps** <<

Free PDF Quiz 2025 UiPath Perfect UiPath-ADAv1: Certification UiPath Automation Developer Associate v1 Exam Dumps

The sources and content of our UiPath-ADAv1 practice materials are all based on the real exam. And they are the masterpieces of professional expertise these area with reasonable prices. Besides, they are high efficient for passing rate is between 98 to 100 percent, so they can help you save time and cut down additional time to focus on the UiPath-ADAv1 Actual Exam review only. We understand your drive of the UiPath-ADAv1 certificate, so you have a focus already and that is a good start.

UiPath Automation Developer Associate v1 Exam Sample Questions (Q228-Q233):

NEW QUESTION # 228

At indication time, the Strict Selector has the following functionalities available:

- A. Ignore text, Copy to clipboard, Show all matches.
- B. Refresh, Open in UiExplorer, Copy to clipboard.
- C. Open in UiExplorer, Copy to clipboard, Show all matches.
- **D. Accuracy, Open in UiExplorer, Copy to clipboard, Show all matches.**

Answer: D

Explanation:

The Strict Selector option allows you to fine-tune the selector by adjusting the accuracy level and showing all the matches in the UI Explorer. The other options are not available at indication time.

References:

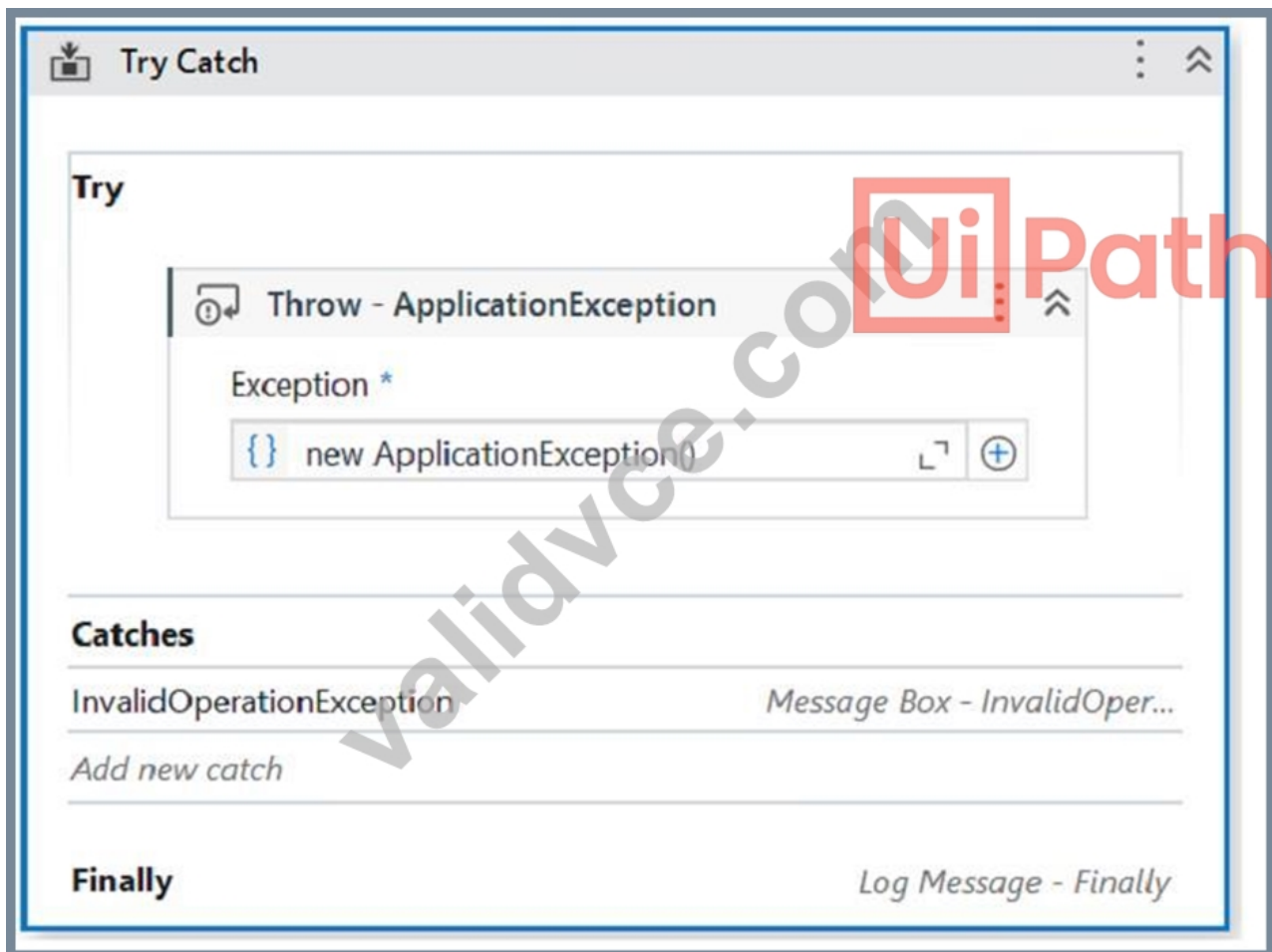
Selectors in UiPath Studio course, Lesson 3: UI Explorer, Topic: Strict Selector Uipath Associate Certification UiRPA Question

Latest course, Section 2: UI Automation, Lecture:

Question 10

NEW QUESTION # 229

When encountering an ApplicationException, what occurs if the developer chooses InvalidOperationException as the exception handler within the Catches section of the Try Catch activity?



- A. No exceptions are happening and the workflow continues to execute.
- B. The Finally block is executed and the Catches section catches the exception.
- **C. A runtime error occurs and the Finally block is not executed.**
- D. No exception is thrown and the Finally block executes.

Answer: C

Explanation:

Explanation

The Try Catch activity is used to handle errors and exceptions that may occur during the execution of a workflow¹. It has three sections: Try, Catches, and Finally¹.

The Try section contains the activities that may throw an exception or an error. If an exception or an error occurs, the execution of the Try section is stopped and the control is passed to the Catches section¹.

The Catches section contains one or more exception handlers that specify what type of exception or error to catch and what actions to perform when it is caught. The exception handlers are executed in order, from top to bottom, until a matching exception or error is found. If no matching exception or error is found, the execution of the workflow is stopped and a runtime error is thrown¹.

The Finally section contains the activities that are always executed at the end of the Try Catch activity, regardless of whether an exception or error occurred or not. The Finally section is used to perform cleanup actions, such as closing applications, releasing resources, or logging messages¹.

In your case, you have configured the properties for the Try Catch activity as follows:

The Try section contains a Throw activity with an ApplicationException.

The Catches section contains an InvalidOperationException with a Message Box activity and a Log Message activity.

The Finally section is empty.

This means that the Try Catch activity will throw an ApplicationException in the Try section and look for a matching exception handler in the Catches section. However, since you have chosen InvalidOperationException as the exception handler, which does not match the ApplicationException, the execution of the workflow will be stopped and a runtime error will occur. The Finally section will not be executed.

Therefore, option B is correct.

References: Try Catch - UiPath Documentation Portal.

NEW QUESTION # 230

Which property of the Check App State activity in UiPath is used to define the maximum wait time for the application state to change?

- A. RetryInterval
- B. Delay
- **C. Timeout**
- D. WaitTime

Answer: C

Explanation:

Comprehensive and Detailed In-Depth Explanation:

The Timeout property in the Check App State activity specifies the maximum amount of time (in milliseconds) that UiPath should wait for an application's state to change before throwing an error.

* The default timeout is 30,000 milliseconds (30 seconds).

* If the UI element or application state does not change within this time, an exception occurs.

Why the other options are incorrect?

A (WaitTime): There is no "WaitTime" property in Check App State.

B (RetryInterval): This property is used for retries in other activities like Retry Scope but not for Check App State.

D (Delay): Delay is used to pause execution for a fixed duration, not for waiting on UI state changes.

Reference:

* UiPath Official Documentation: Check App State Activity

* UiPath Academy: Modern UI Automation Best Practices

NEW QUESTION # 231

A developer is using a Type into activity to enter details into a web form. The developer notices that the selector for the text field is unreliable. The selector that is shown in the exhibit currently targets both a text label and a text field at runtime. Only one additional Property needs to be clicked to ensure the selector targets only the First Name text field at runtime.

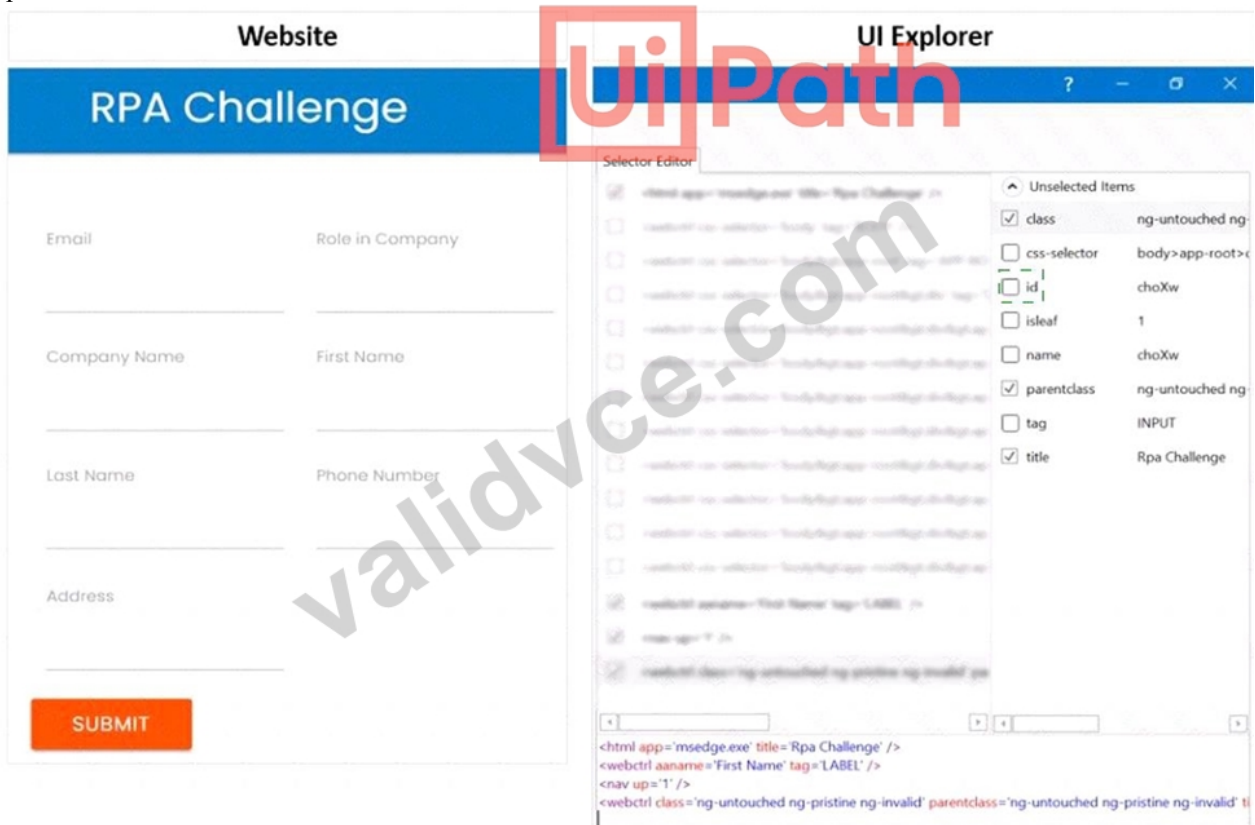
Instructions: Click the additional Property checkbox in the following UI Explorer "Unselected Items" column that should be used for the First Name text field.

Property	Value
<input checked="" type="checkbox"/> class	ng-untouched ng-pristine ng-invalid
<input type="checkbox"/> css-selector	body>app-root>div
<input type="checkbox"/> id	choXw
<input type="checkbox"/> isleaf	1
<input type="checkbox"/> name	choXw
<input checked="" type="checkbox"/> parentclass	ng-untouched ng-pristine ng-invalid
<input type="checkbox"/> tag	INPUT
<input checked="" type="checkbox"/> title	Rpa Challenge

```
<html app='msedge.exe' title='Rpa Challenge' />
<webctrl aaname='First Name' tag='LABEL' />
<nav up='1' />
<webctrl class='ng-untouched ng-pristine ng-invalid; parentclass='ng-untouched ng-pristine ng-invalid' title='First Name' tag='INPUT' />
```

Answer:

Explanation:



Explanation

To ensure the selector targets only the First Name text field at runtime, you need to click the additional Property checkbox for ID in the UI Explorer Unselected Items column. This will add the ID attribute to the selector, which is a unique identifier for the text field element. The ID attribute has the value "firstname" for the First Name text field, as shown in the image. This will make the selector more reliable and specific, and avoid targeting the text label or other elements with the same class or tag.

<https://docs.uipath.com/de/studio/standalone/2021.10/user-guide/uipath-explorer>

NEW QUESTION # 232

What is the recommended approach for handling tabular data when building a REFramework transactional project in UiPath?

- A. Utilize a DataTable variable to store and process the tabular data.
- B. Implement custom activities to handle the tabular data.
- C. Convert the tabular data into a string format and store it in a single variable.
- D. Use separate variables to store each column of the tabular data.

Answer: A

Explanation:

A DataTable variable is a data structure that can store and manipulate tabular data in UiPath. A DataTable variable has rows and columns that correspond to the rows and columns of the tabular data source, such as an Excel or CSV file. A DataTable variable can be used to store the input data for a REFramework transactional project, where each row represents a transaction item. The REFramework template can be modified to use a DataTable variable as the TransactionItem type and to process each row in the GetTransactionData and ProcessTransaction workflows. Using a DataTable variable is the recommended approach for handling tabular data when building a REFramework transactional project in UiPath, because it is efficient, flexible, and easy to use. (UiPath REFramework documentation1)

NEW QUESTION # 233

.....

Up to now, our UiPath-ADAv1 training material has won thousands of people's support. All of them have passed the exam and got the UiPath-ADAv1 certificate. They live a better life now. Our study guide can release your stress of preparation for the test. Many

candidates just study by themselves and never resort to the cost-effective exam guide. Although they spend lots of time, they fail the UiPath-ADAv1 Exam. Their preparations are blind. Our test engine is professional, which can help you pass the exam for the first time. If you can't wait getting the certificate, you are supposed to choose our UiPath-ADAv1 practice test.

UiPath-ADAv1 Training Questions: <https://www.validvce.com/UiPath-ADAv1-exam-collection.html>

- Reliable UiPath-ADAv1 Test Camp □ UiPath-ADAv1 Reliable Test Test □ UiPath-ADAv1 Valid Exam Preparation □
□ Search for [UiPath-ADAv1] and download exam materials for free through □ www.getvalidtest.com □ □ Pass Leader
UiPath-ADAv1 Dumps
- UiPath-ADAv1 Detailed Study Dumps □ Latest UiPath-ADAv1 Dumps Free □ Latest UiPath-ADAv1 Dumps Free □
□ Search for ➡ UiPath-ADAv1 □□□ and easily obtain a free download on 《 www.pdfvce.com 》 □ UiPath-ADAv1
Detailed Study Dumps
- 100% Pass UiPath - UiPath-ADAv1 - UiPath Automation Developer Associate v1 Exam Useful Certification Dumps □ ☀
www.examcollectionpass.com □ ☀ □ is best website to obtain [UiPath-ADAv1] for free download □ UiPath-ADAv1
Detailed Study Dumps
- The best preparation materials UiPath-ADAv1 Exam Dumps is helpful for you - Pdfvce □ The page for free download of
《 UiPath-ADAv1 》 on [www.pdfvce.com] will open immediately □ UiPath-ADAv1 Knowledge Points
- Fantastic Certification UiPath-ADAv1 Dumps - Leader in Qualification Exams - Unparalleled UiPath-ADAv1 Training
Questions □ Easily obtain free download of 「 UiPath-ADAv1 」 by searching on ➤ www.prep4pass.com □ □ Pass
Leader UiPath-ADAv1 Dumps
- UiPath-ADAv1 Exam Topics □ Valid UiPath-ADAv1 Exam Topics □ Valid UiPath-ADAv1 Torrent □ Download (
UiPath-ADAv1) for free by simply entering [www.pdfvce.com] website □ Latest UiPath-ADAv1 Dumps Free
- Fantastic Certification UiPath-ADAv1 Dumps - Leader in Qualification Exams - Unparalleled UiPath-ADAv1 Training
Questions □ Search for 《 UiPath-ADAv1 》 on ☀ www.passtestking.com □ ☀ □ immediately to obtain a free download
□ UiPath-ADAv1 Detailed Study Dumps
- UiPath-ADAv1 Valid Exam Preparation □ UiPath-ADAv1 New Dumps Sheet □ Valid UiPath-ADAv1 Test Discount □
□ Search for ▷ UiPath-ADAv1 ◁ and download it for free immediately on ▶ www.pdfvce.com ◀ □ Valid UiPath-ADAv1
Exam Topics
- UiPath-ADAv1 Detailed Study Dumps □ UiPath-ADAv1 New Dumps Sheet □ UiPath-ADAv1 Valid Exam Book □
Download ▷ UiPath-ADAv1 ◁ for free by simply searching on ✓ www.real4dumps.com □ ✓ □ □ UiPath-ADAv1 Valid
Exam Preparation
- Reliable UiPath-ADAv1 Test Camp □ UiPath-ADAv1 New Dumps Sheet □ UiPath-ADAv1 Valid Exam Book ➡ ▶
www.pdfvce.com ◀ is best website to obtain ⇒ UiPath-ADAv1 ⇐ for free download □ UiPath-ADAv1 Reliable Test Test
- Increase Chances Of Success With UiPath UiPath-ADAv1 Exam Dumps □ Search for 《 UiPath-ADAv1 》 and
download it for free immediately on ⇒ www.lead1pass.com ⇐ □ UiPath-ADAv1 Valid Exam Preparation
- www.stes.tyc.edu.tw, www.stes.tyc.edu.tw, myportal.utt.edu.tt, myportal.utt.edu.tt, myportal.utt.edu.tt, myportal.utt.edu.tt,
myportal.utt.edu.tt, myportal.utt.edu.tt, myportal.utt.edu.tt, myportal.utt.edu.tt, myportal.utt.edu.tt, myportal.utt.edu.tt,
www.stes.tyc.edu.tw, motionentrance.edu.np, myportal.utt.edu.tt, myportal.utt.edu.tt, myportal.utt.edu.tt, myportal.utt.edu.tt,
myportal.utt.edu.tt, myportal.utt.edu.tt, myportal.utt.edu.tt, myportal.utt.edu.tt, myportal.utt.edu.tt, myportal.utt.edu.tt,
ncon.edu.sa, shufaii.com, myportal.utt.edu.tt, myportal.utt.edu.tt, myportal.utt.edu.tt, myportal.utt.edu.tt, myportal.utt.edu.tt, myportal.utt.edu.tt,
myportal.utt.edu.tt, myportal.utt.edu.tt, myportal.utt.edu.tt, myportal.utt.edu.tt, onestoplearning.net, Disposable vapes

DOWNLOAD the newest ValidVCE UiPath-ADAv1 PDF dumps from Cloud Storage for free: <https://drive.google.com/open?id=1mfPM0ARr9wv4MqrWa2Cel6kZgl1R2KE>